


Toddler Towers

Create your own Toddler Tower by mixing and matching any of our standard features.

Available in deck heights 0.6m, 0.9m and 1.2m

Single Deck - Unit 1

Dimensions for 0.9m Deck Height:
 Minimum surface area: 23m²
 Product Dimensions: 1.63 x 3.16 x 2.9m
 Min Space required: 6.5 x 4.6m
 Free Fall Height: 0.9m




Single Deck - Unit 2

Dimensions for 0.9m Deck Height:
 Minimum surface area: 26m²
 Product Dimensions: 3.3 x 2.47 x 2.31m
 Min Space required: 6.5 x 5.4m
 Free Fall Height: 0.9m



Double Deck - Unit 1


Dimensions for 0.9m Deck Height:
 Minimum surface area: 35m²
 Product Dimensions: 4.4 x 3.5 x 2.9m
 Min Space required: 7.4 x 6.9m
 Free Fall Height: 0.9m



Toddler Towers

Double Deck - Unit 2

Dimensions for 0.9m Deck Height:
 Minimum surface area: 35m²
 Product Dimensions: 4.4 x 3.5 x 2.31m
 Min Space required: 7.4 x 6.9m
 Free Fall Height: 0.9m



Double Deck - Unit 3

Dimensions for 0.9m Deck Height:
 Minimum surface area: 35m²
 Product Dimensions: 4.4 x 3.5 x 2.9m
 Min Space required: 7.4 x 6.9m
 Free Fall Height: 0.9m



Triple Deck - Unit 1

Dimensions for 0.9m Deck Height:
 Minimum surface area: 42m²
 Product Dimensions: 5.46 x 4.3 x 2.9m
 Min Space required: 8.9 x 7.3m
 Free Fall Height: 0.9m

